



Wayne E. Sirmon

GEO 301

World Regional Geography

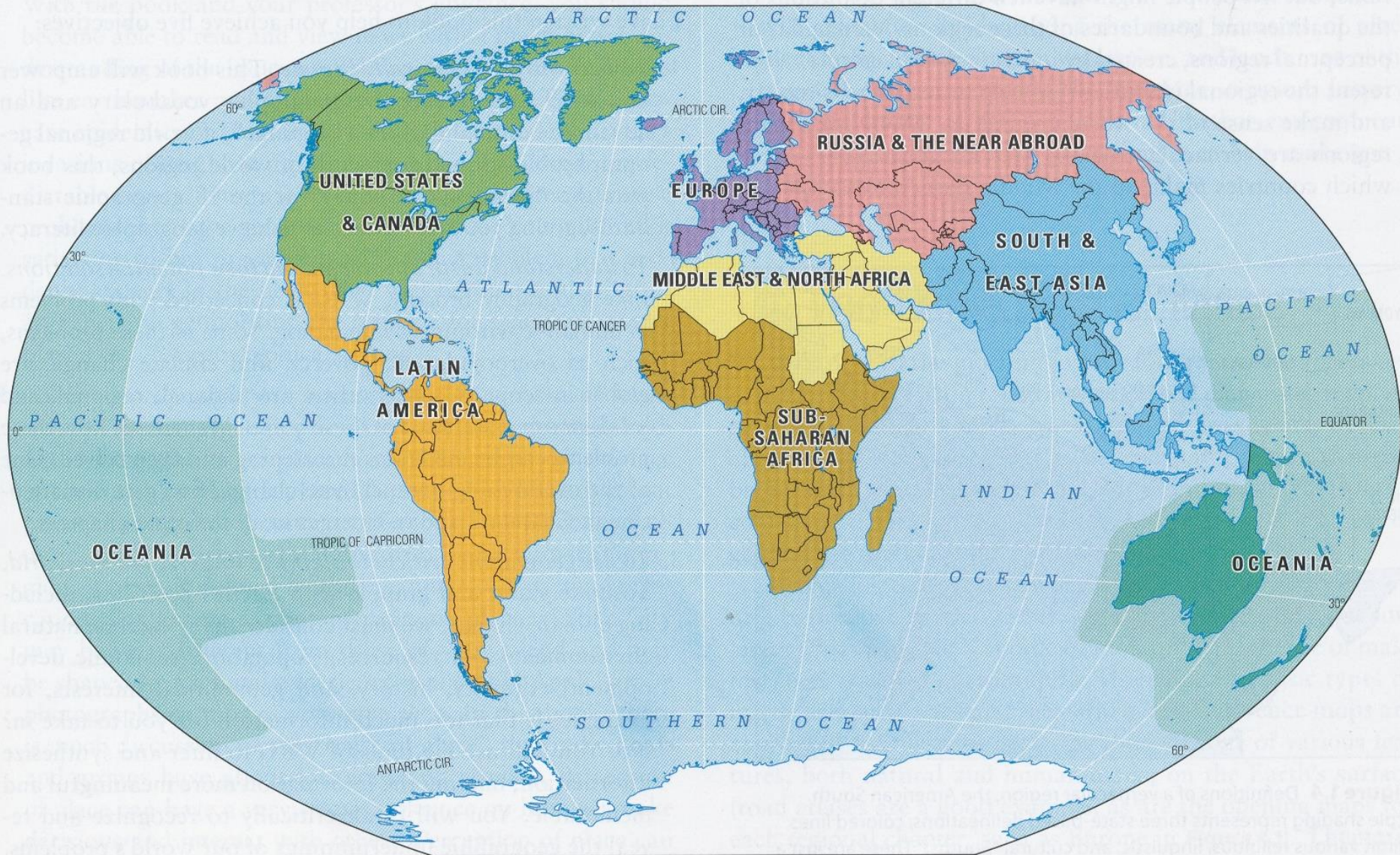
Geography 301

World Regional Geography

- | | |
|----------------|--|
| Aug 31 | 1st paper topic selection due
MIDNIGHT – TONIGHT |
| Sept 2 | Map Exam |
| Sept 18 | Smithsonian Museum Day |
| Oct 5 | 1st Paper DUE |
| Oct 7 | Lecture at USS Alabama –
bio of Bob Gilliland – 1st to fly SR-71 |

Geography 301

World Regional Geography



Geography 301

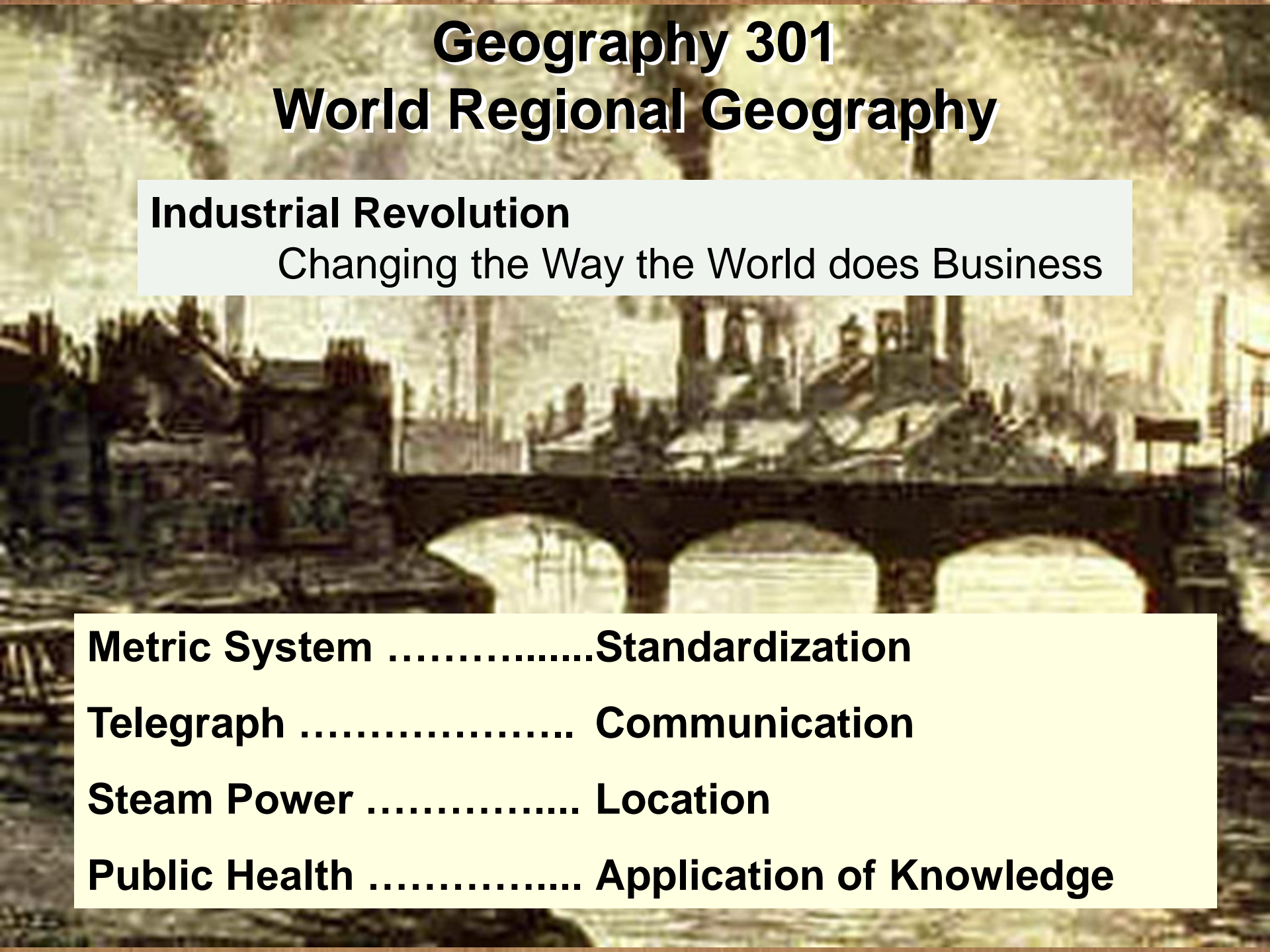
Chapter Three

Human Processes and World Regions

Agricultural Revolution

from hunter-gatherers to city dwellers
hydraulic civilizations





Geography 301

World Regional Geography

Industrial Revolution

Changing the Way the World does Business

Metric SystemStandardization

Telegraph Communication

Steam Power Location

Public Health Application of Knowledge

Geography 301

World Regional Geography

Developing Country

A Country with a Relatively Low Industrial Base and Human Development Index



Human Development Index



■ Very High ■ Medium
■ High ■ Low

Relatively low levels of access to:

***Safe drinking water
Hygiene
Sanitation
Health services
Schools***

Relatively high levels of:

***Pollution
Infectious diseases
Corruption
Road accidents
Violence***

Geography 301

World Regional Geography



MDC



LDC

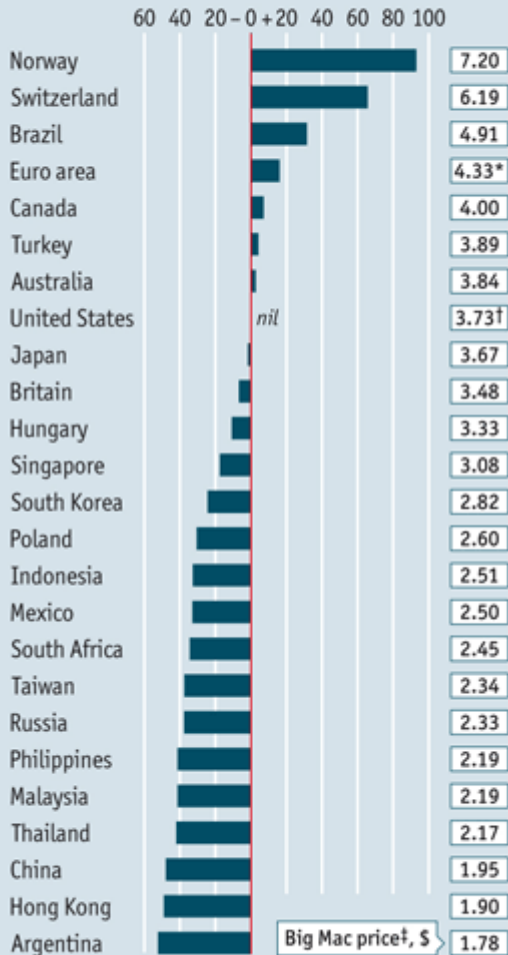


Geography 301

World Regional Geography

Buns for your buck

Big Mac index, local-currency under(-)/over(+) valuation against the dollar, %



*Weighted average of member countries †Average of four cities

†At market exchange rate (July 21st)

Sources: McDonald's; The Economist

Working time needed to buy a Big Mac*

March 2009, minutes



Source: UBS

*For worker earning average net wage weighted across 14 professions

GLOBALISATION



GLOBALISATION



Reduction of Poverty and Growth of the Middle Class

Growth in Inequality between some Socioeconomic Groups

Potential for Conflict

Geopolitical Changes

Changes in Technology, Knowledge and People Power

NEXT



Geography 301

Chapter Three –

Geography of Population

Kick Start Questions for next time:

September 2

Explain the Demographic Transition Model.

Compare the Population Pyramid for DMC and LMC.,

What are some of the “push” and “pull” factors of migration.